

1-1-1916

Poster Patterns and Mother Goose Pictures Books 1

Bess Bruce Cleaveland

Follow this and additional works at: <https://knight scholar.geneseo.edu/historical-reprints>



This work has been identified with a [Creative Commons Public Domain Mark 1.0](#).

Recommended Citation

Cleaveland, Bess Bruce, "Poster Patterns and Mother Goose Pictures Books 1" (1916). *Genesee Valley Historical Reprints*. 29.

<https://knight scholar.geneseo.edu/historical-reprints/29>

This Book is brought to you for free and open access by the Milne Library Publishing at KnightScholar. It has been accepted for inclusion in Genesee Valley Historical Reprints by an authorized administrator of KnightScholar. For more information, please contact KnightScholar@geneseo.edu.

Poster Patterns and Mother Goose Pictures

by
Bess Bruce Cleaveland

Genesee Valley Historical Reprint Series



Genesee Valley Historical Reprint Series: Poster Patterns and Mother Goose Pictures

Described as “a means of infinite entertainment and instruction for the children,” the two-volume *Patterns for Posters and Mother Goose Pictures* will delight budding artists, young and old. It offers familiar images from the tales we love that can be traced/copied, cut, colored and mounted onto various paper types and sizes, as recommended by the author. (The original set was printed on fold-out pages measuring 31 x 23 cm.) The directions suggest that the pictures should be painted (by mixing different colors together to create certain hues), but 21st-century children will enjoy crayon and colored-pencil artwork just as well. With each Mother Goose image comes the corresponding tale (e.g., Jack and Jill; Dickery, Dickery, Dock; Pease Porridge Hot), and the layout of images for larger poster mounts (from traditional American holiday to exotic Asian scenes) are illustrated with a smaller rendition of the final product. All pictures included in *Patterns for Posters and Mother Goose Pictures* were first published in *Normal Instructor – Primary Plans*.

This work, originally published in 1916, is reprinted by Milne Library at the State University of New York College at Geneseo as part of the Genesee Valley Historical Reprints series. The Genesee Valley Historical Collection is Milne Library's largest and most accessible collection of local history materials. Its geographical scope covers the eight counties surrounding the Genesee River in New York State: Allegany, Genesee, Livingston, Monroe, Ontario, Orleans, Steuben and Wyoming. For more information, see: <http://go.geneseo.edu/gvhr>.

The Genesee Valley Historical Reprint Series is an effort of Milne Library, SUNY Geneseo.

Editorial Board: Elizabeth Argentieri, Allison P. Brown, Joseph Easterly, Cyril Oberlander

Summary by Kim Hoffman



A decorative border with a repeating floral motif surrounds the entire text area.

POSTER PATTERNS and MOTHER GOOSE PICTURES


FOR COLORING AND CUT OUT

By Bess Bruce Cleveland

Selected from
Normal Instructor-Primary Plans

F. A. OWEN PUBLISHING COMPANY
DANSVILLE, N. Y.

Copyright 1915-1916 by F. A. Owen Publishing Company



Patterns for Posters and Mother Goose Pictures

These pictures may be made a means of infinite entertainment and instruction for the children. The figures can be colored and cut out and mounted as directed, or they can be used as patterns to trace from or copy. Suitable directions for coloring are given in connection with each picture. The pictures when cut out are to be mounted on heavy oatmeal paper or plain colored wall paper in the manner indicated. Different posings may be used, adding to the interest and instruction. Properly arranged they make a handsome border or decoration for the children's room, or may be used in other ways as desired. These pictures are selected from those published in NORMAL INSTRUCTOR-PRIMARY PLANS.



This colored sample shows how the various posters shown can be cut out, colored and mounted.

Mother Goose Outlines—Daffy-down-dilly


TO COLOR: Let Daffy-down-dilly wear a green waist and petticoat with a yellow over-dress and white ruffles at the neck and arms. Her white hat is trimmed with a yellow daffodil having green leaves; and a green ribbon is under her chin. Her hair may be a soft yellow. Outline after painting.



Daffy-down-dilly is now come to town,
With a petticoat green and a bright yellow gown.

Mother Goose Outlines—To Market

TO COLOR: The boy wears a soft yellow smock with white collar. His hat may be green with a red feather, his trousers green and white striped, and his shoes and stockings russet brown. Paint the pig's hoofs gray, its nose flesh color. Outline heavily after painting.



To market, to market, to buy a fat pig,
Home again, home again, jiggety jig;
To market, to market, to buy a fat hog,
Home again, home again, jiggety jog.

Bess Bruce Cleveland.

Mother Goose Outlines—Jack and Jill

TO COLOR: Black-haired Jill wears a blue dress with stockings and shoes to match. Yellow-haired Jack is dressed in gray with white collar and cuffs and red tie. His shoes and stockings are gray. The bucket is a soft yellow. Outline heavily after painting.



Jack and Jill went up the hill
To get a pail of water.

Jack fell down and broke his crown
And Jill came tumbling after.

Mother Goose Outlines—Curly Locks

TO COLOR: Curly Locks' hair is a soft yellow. Her dress is white with soft green and dull pink in the design. The shoes and stockings may be pink like the pink of the dress, and the cushion green with black tassels. Outline heavily after painting.



Curly Locks! Curly Locks! wilt
thou be mine?
Thou shalt not wash dishes, nor
yet feed the swine;
But sit on a cushion and sew a fine
seam,
And feed upon strawberries, sugar
and cream.

Mother Goose Outlines—Jack Horner

The figure may be cut out or copies made by tracing. TO COLOR: Jack may wear a blue suit with a white collar, black shoes and white socks. Hair a soft yellow. Bowl, yellow. Outline heavily with pencil after painting. Mount on green, or any dark color oatmeal paper.


Little Jack Horner sat in
a corner,
Eating a Christmas pie;
He put in his thumb, and
pulled out a plum,
And said, "What a good
boy am I!"



Bess Bruce Cleveland.

Mother Goose Outlines—Wee Willie Winkie

TO COLOR: Let Wee Willie Winkie's hair be light brown. His white nightgown has a light blue collar and cuffs; his slippers also are light blue. Paint the bricks a soft, dull red.



Wee Willie Winkie runs through the town,
Upstairs and downstairs, in his nightgown;
Rapping at the window, crying through
the lock,
“Are the children in their beds, for its
past eight o’clock?”

Mother Goose Outlines—Little Polly Flinders

TO COLOR: Let Polly Flinders wear a light green dress and ribbon with stockings and shoes to match. Her hair may be a soft yellow. Paint the andiron the color of brass, the flames orange, the wood light brown and the smoke soft, light gray. Outline heavily after painting.



Little Polly Flinders,
Sat among the cinders,
Warming her pretty little toes ;
Her mother came and caught her,
And whipped her little daughter,
For spoiling her nice new clothes.

Bess Bruce Cleveland.

Mother Goose Outlines—Tom Tinker's Dog

TO COLOR: The dog is white with black ears and a black spot on his back and at the base of his tail. The little girl may wear a soft pink dress with socks to match, and pink roses on her white hat. Her sash and hat-band may be soft green and her shoes white. Paint her hair and the centers of the daisies and roses a soft yellow. Outline heavily after painting.

Bow, wow, wow!
Whose dog art thou?
Little Tom Tinker's dog,
Bow, wow, wow!



Mother Goose Outlines—Simple Simon

TO COLOR: Let Simple Simon wear a green smock over buff trousers. His shoes and socks may be a very light gray. Paint his hair and the bucket a soft yellow. Outline heavily after painting.




Simple Simon went a-fishing
For to catch a whale;
All the water he had got
Was in his mother's pail.

Mother Goose Outlines—Baa, Baa, Black Sheep

TO COLOR: Paint the "black sheep" a very light gray. Dress the little girl in a gray hat trimmed with red, gray dress, gray socks and shoes, and red coat. Color her hair yellow; also make the bell on the sheep yellow. The grass is green.

Baa, baa, black sheep, have you any wool?
Yes, marry, have I, three bags full;
One for my master, and one for my dame,
And one for the little boy who lives in the lane.



Mother Goose Outlines—Queen of Hearts

TO COLOR: The Queen of Hearts wears a white dress with red sleeves and bodice and her shoes also are red. Her cape is red but is lined with white. Paint all the hearts red also. The Queen's hair is a soft yellow, and the bowl and spoon may be yellow. Outline the figure heavily with black pencil or crayon after coloring it and mount on a dark background.



The Queen of Hearts,
She made some tarts,
All on a summer's day;
The Knave of hearts,
He stole the tarts,
And took them quite
away.

Mother Goose Outlines—Little Bo-Peep

TO COLOR: Let Bo-peep wear a green skirt with pink overdress, green stockings and slippers. The hat, crook and dress are trimmed in pink roses and black ribbon. Bo-peep's hair and the crook should be a soft yellow. Outline heavily after painting.



Little Bo-peep has lost her sheep,
And can't tell where to find them;
Leave them alone, and they'll come home,
Dragging their tails behind them.

Mother Goose Outlines—Polly

TO COLOR: Polly's cap, collar and apron are white. Her dress may be bright or a somber gray. The kettle is a dark gray or black. Polly's shoes are black. She has yellow hair and large blue eyes. Mount the figures on dark green oatmeal paper.

Polly, put the kettle on,
Polly, put the kettle on,
Polly, put the kettle on,
And let's drink tea.



Bess Bruce [illegible] 1922

Mother Goose Outlines—Contrary Mary


TO COLOR: Contrary Mary wears a green gown and a white hat trimmed with soft yellow flowers and black ribbon. Her curls are yellow. Keep all colors bright and outline heavily after painting.

Mistress Mary, quite contrary,
How does your garden grow?
With silver bells and cockle
shells,
And pretty maids all in a row.



Mother Goose Outlines—Old Mother Goose

TO COLOR: Let Mother Goose wear a green skirt and a white overdress with orange spots. Her hat may be black, her hair a very light gray. The goose has an orange bill and foot. The driving rope is red. Outline heavily after painting.




Old Mother Goose, when
She wanted to wander,
Would sail through the air
On a very fine gander.

Bess Bruce Cleveland.

Mother Goose Outlines—Higgledy Piggledy

TO COLOR: Let the little girl wear a soft yellow dress, stockings and shoes, and a yellow and white checked hair ribbon. Her hair is black. The hen is black with yellow bill and legs and a bright red comb and wattles. Paint the egg light flesh color and the grass green.



Higgledy piggledy,
My black hen,
She lays eggs
For gentlemen;
Sometimes nine,
And sometimes ten,
Higgledy piggledy,
My black hen!

Mother Goose Outlines—Peter, Pumpkin Eater

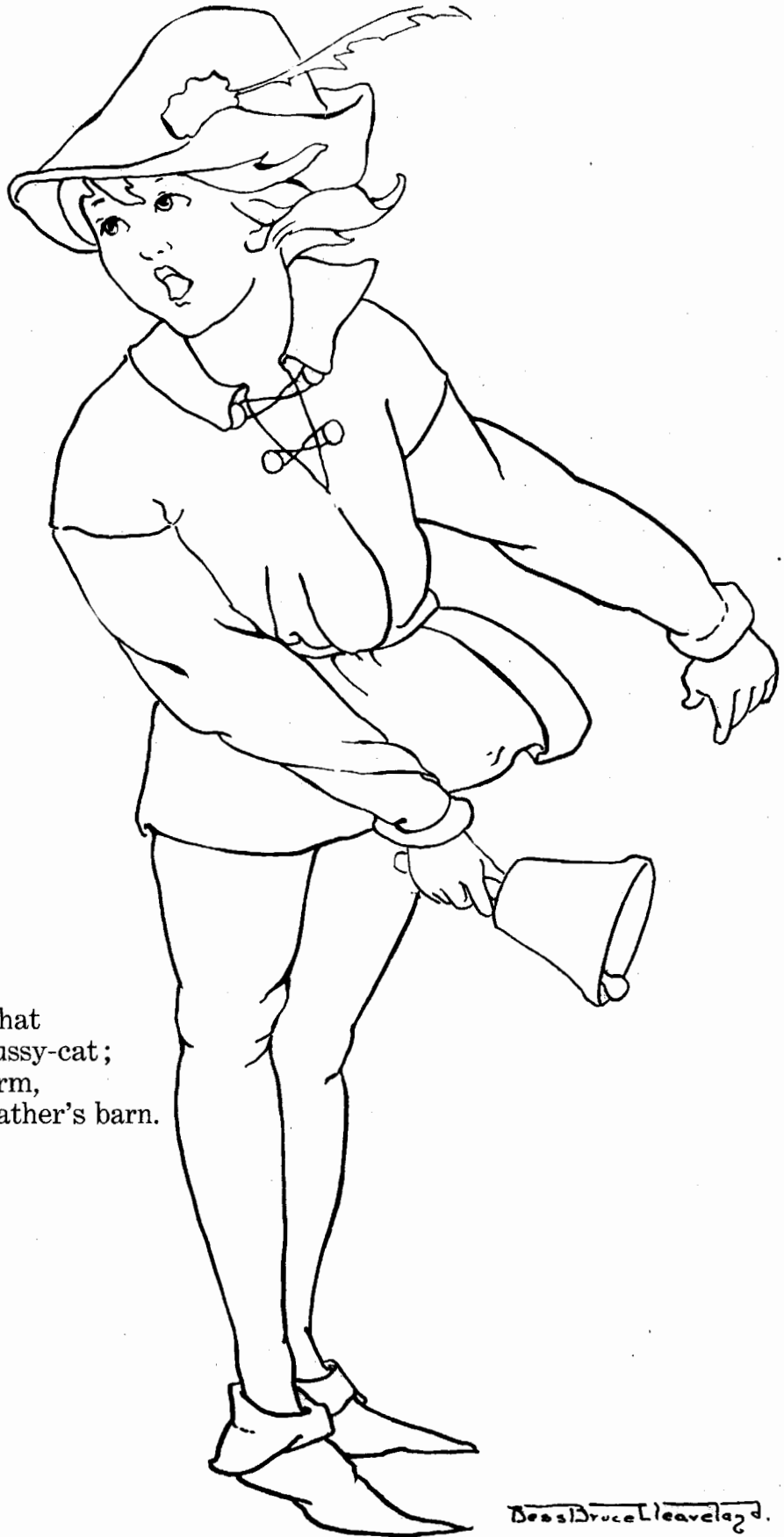
TO COLOR: Peter wears a light blue cap, a white waist and a blue collar, tie and cuff. His trousers may be blue and white striped, socks plain blue, and shoes white with gold buckles. His hair is a soft brown. His wife wears a dress of soft pink with stockings and shoes to match. The hair ribbon and bag are figured in pink. Her hair may be a soft yellow. Paint the pumpkin orange and the trees and grass green.



Peter, Peter, pumpkin-eater,
Had a wife and couldn't keep
her;
He put her in a pumpkin-shell,
And there he kept her very
well.

Mother Goose Outlines—Ding, Dong, Bell

TO COLOR: Let the crier wear a red-brown hat, collar, cuffs, belt and tights, with bright blue-green rosette, feather, doublet and shoes. The bell and the crier's hair should be a soft yellow. Outline heavily after painting.



Ding, dong, bell,
Pussy's in the well!
Who put her in?
Little Tommy Lin.
Who pulled her out?
Little Johnny Stout.
What a naughty boy was that
To drown the poor, poor pussy-cat;
Who never did him any harm,
But killed the mice in his father's barn.

Dess Bruce Leaveland.

Mother Goose Outlines—Little Miss Muffet

TO COLOR: Let Miss Muffet wear a soft yellow gown and cap, with white ribbon, kerchief, cuffs, apron and shoes. Add a touch of red to the yellow to soften the color. Her bowl is blue with a white band, and the stool is blue. Add red and yellow to the blue to dull it. **Outline** heavily after painting. A transparency may be made of this drawing by covering it with waxed tissue paper and fitting it into a pasteboard frame. Children enjoy seeing the light shine through a colored transparency.




Little Miss Muffet
Sat on a tuffet,
Eating of curds and whey;
There came a spider,
And sat down beside her,
And frightened Miss Muffet
away.

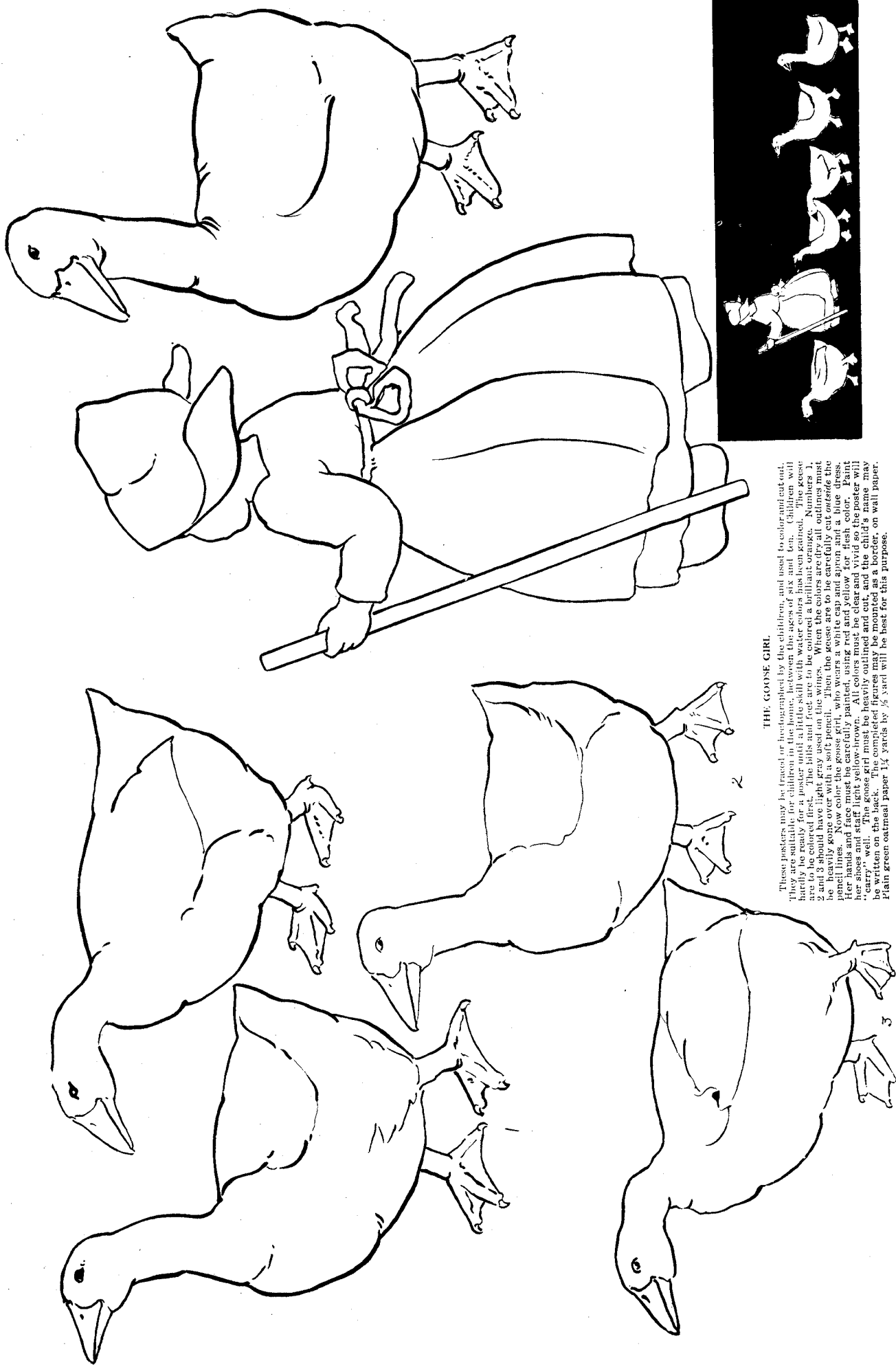
Bess Bruce Leaveland

Mother Goose Outlines—Nimble Jack

TO COLOR: Jack may have yellow hair, and wear a white waist and socks, blue trousers and blue shoes. The candle has a golden stick and its flame is orange and red. Outline heavily in black. Jack and his candle may be colored and left on the white sheet of paper, or cut out and mounted on soft gray paper 9 by 12 inches.



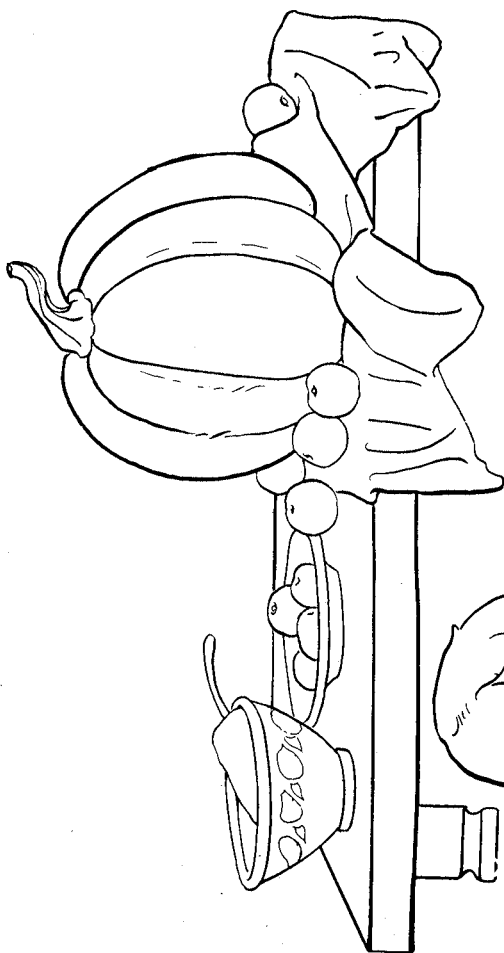

Jack, be nimble,
Jack, be quick,
Jack, jump over the can-
dlestick.



THE GOOSE GIRL.

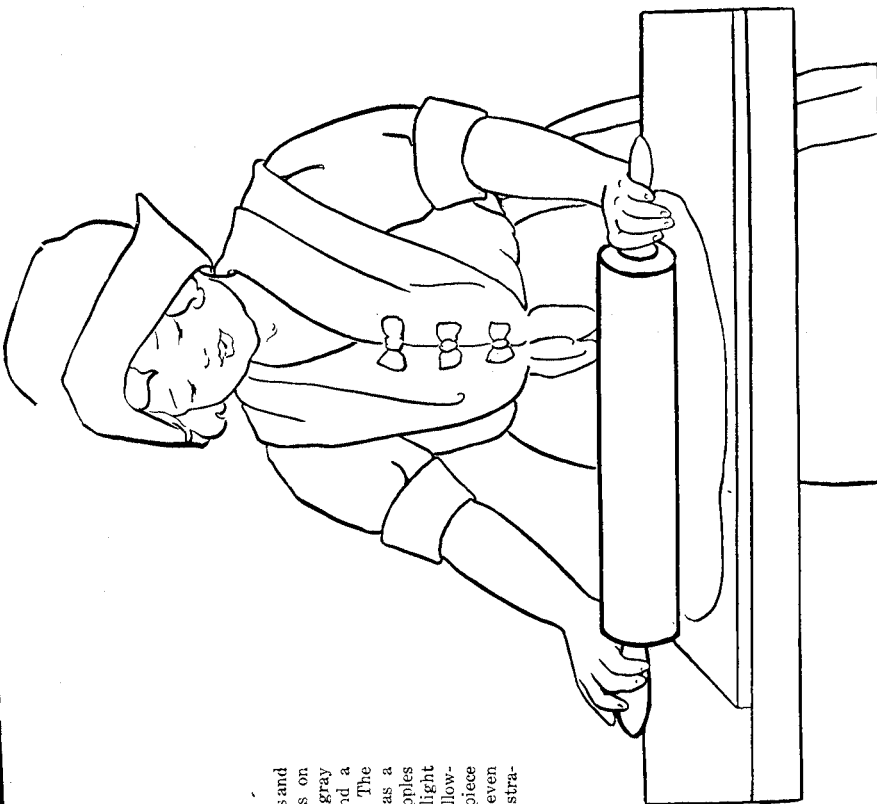
These posters may be traced or photographed by the children, and used to color and cut out. They are suitable for children in the home, between the ages of six and ten. Children will hardly be ready for a poster until a little skill with water colors has been gained. The geese are to be colored first. The bills and feet are to be colored a brilliant orange. Numbers 1, 2 and 3 should have light grass green bodies, and the bodies of 4 and 5 a light yellow-brown. The goose girl must be colored last. Her dress is to be a soft pink, her apron a light blue, her cap a white, and her shoes a blue. Now color the goose girl, who wears a white cap and apron and a blue dress. Her hands and face must be carefully painted, using red and yellow for flesh color. Paint her shoes and staff light yellow-brown. All colors must be clear and vivid so the poster will "carry" well. The goose girl must be heavily outlined and cut, and the child's name may be written on the back. The completed figures may be mounted as a border, on wall paper. Plain green oatmeal paper 14 yards by $\frac{1}{8}$ yard will be best for this purpose.





Thanksgiving Work

Let the girl wear a gray dress with a white fichu, cuffs and apron. Her cap is gray with a white band. The bows on the fichu are black. Her hair is black. The boy wears gray clothes with a white collar and cuffs, gray stockings and a black bow at the collar and knee. His hair is brown. The bowl in his lap is light blue. The bowl on the table has a design of orange and green. The plate that holds the apples is blue. Leave the table white, and paint the dough a light cream. The rolling-pin and the stool may be soft yellow-brown. Outline heavily after painting. Mount on a piece of green oatmeal paper twenty-six inches long and eleven inches wide, arranging the figures as shown in the illustration at the top of the opposite page.





Bess Bruce Cleveland




MRS. HEN'S FAMILY


The bills, eyes and feet are colored orange, and Mrs. Hen's comb and wattles red. The figures should be outlined heavily with black pencil or crayon, cut carefully and mounted as shown in the illustration, on green wall paper about 54 inches long by 18 inches wide.





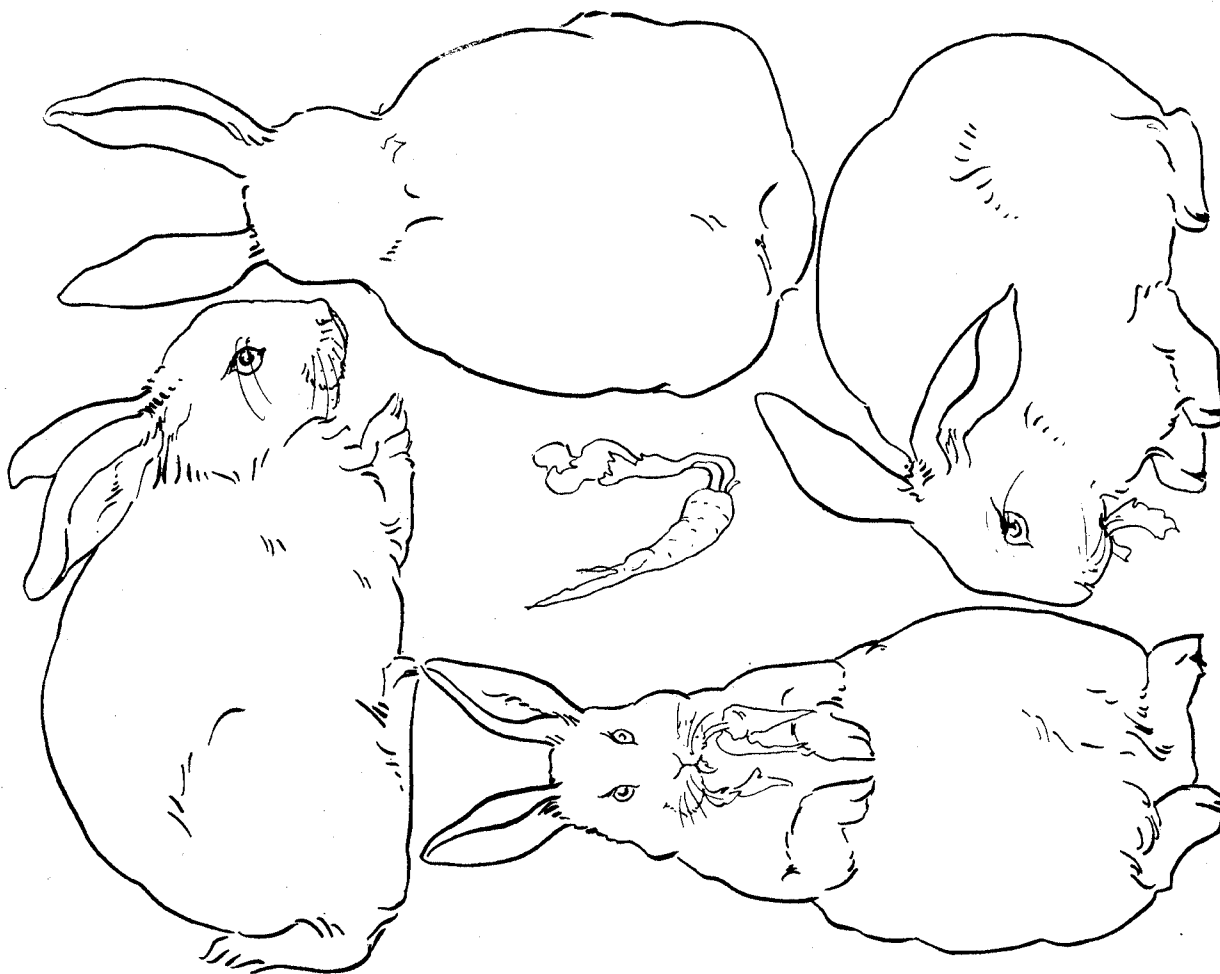

CHO CHO SAN, THE JAPANESE GIRL.
 Cho Cho San wears a pink flowered kimono with pink bands and sash. Her paper parasol is gay with pink and green. The stock has yellow orange eye, bill and leg. Under the lower wing and tail black. Band on the breast and necks A X green, and the under of the breast and necks A X green, and the under of the breast and necks A X green. Cho Cho San from green. Keep colors bright and outline all heavily. As many lilies and pads may be used as desired.






DOROTHY'S BUNNIES

Dorothy wears a pink dress and a white bonnet and white shoes. The rabbits' ears are pink on the inside, and their eyes are pink. (Soften the red with yellow for a pink.) Paint the ears red and the eyes and nose green. Paint the bodies heavily and mount on gray wall paper.






POLLY AND THE PUMPKINS

Black haired Polly wears a white dress with black collar, cuff and belt. The pumpkins are brilliant orange or yellow except for the stems and the inside of the lid which are soft yellow gray. Keep leaves and pumpkins in brilliant colors, yellow, red and orange. Mount on dark gray outdoor paper, sixteen by forty five inches.



Pearl Bruce Development




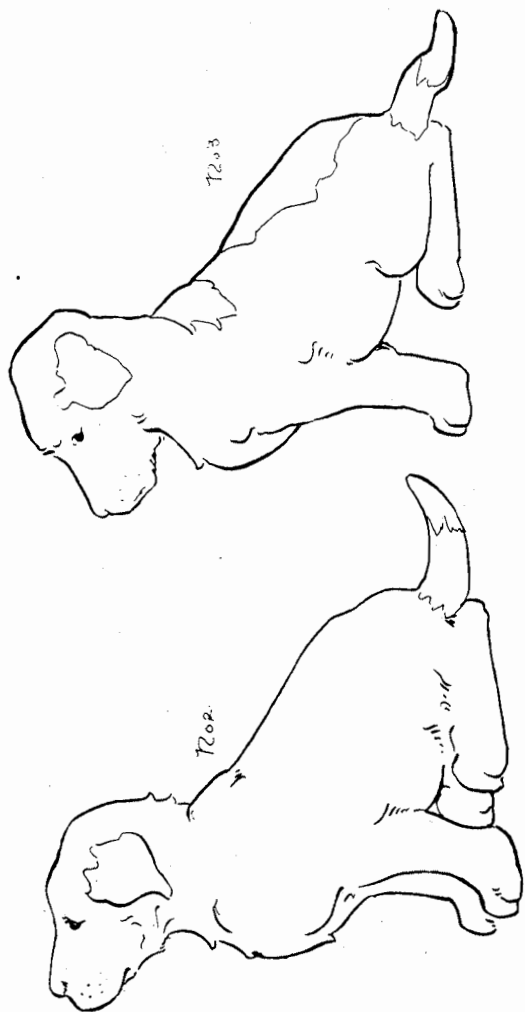
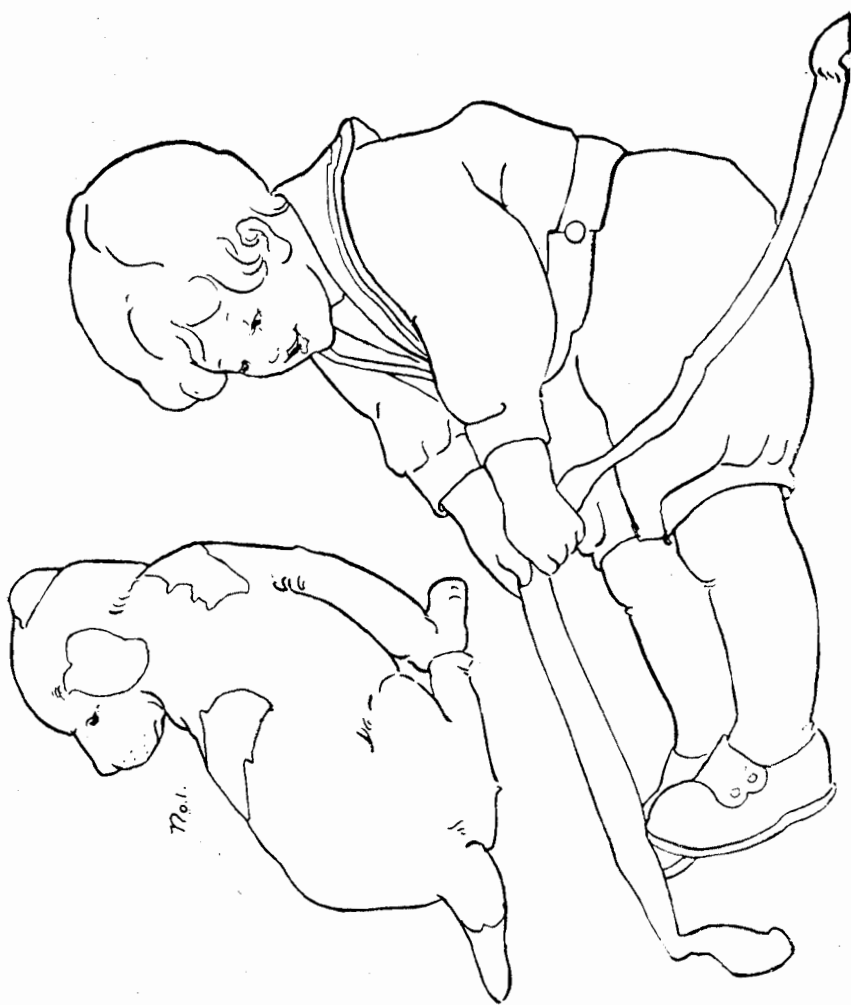


The Donkey

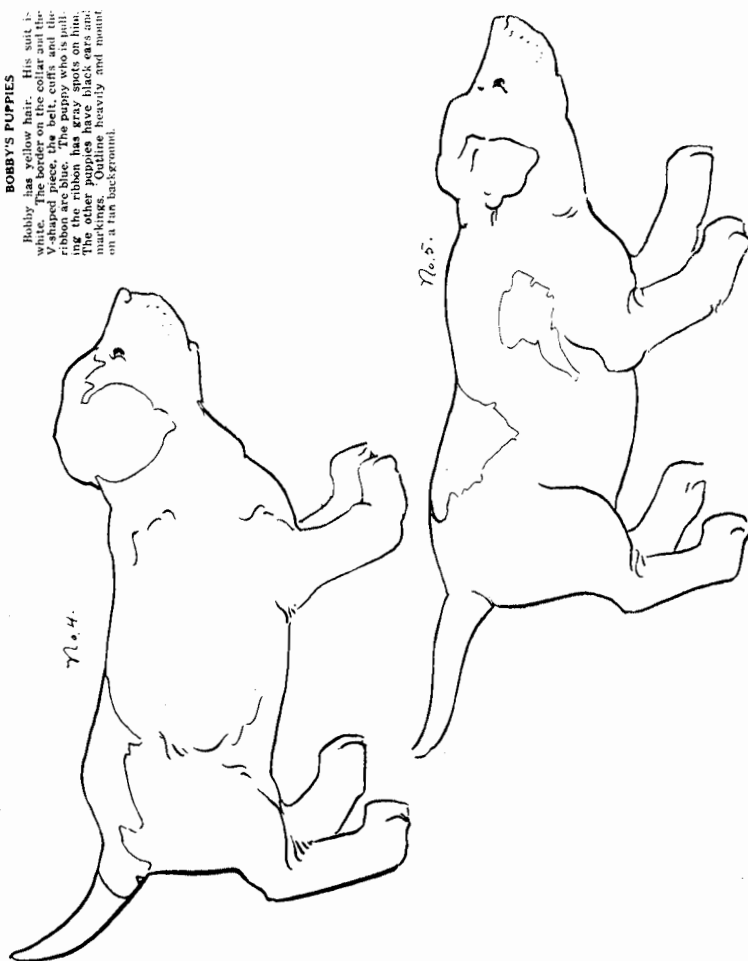
Let the boy wear a white suit and hat with orange trimmings. The shoes are white, and the white socks have orange and white tops. His hair is black. The yellow-

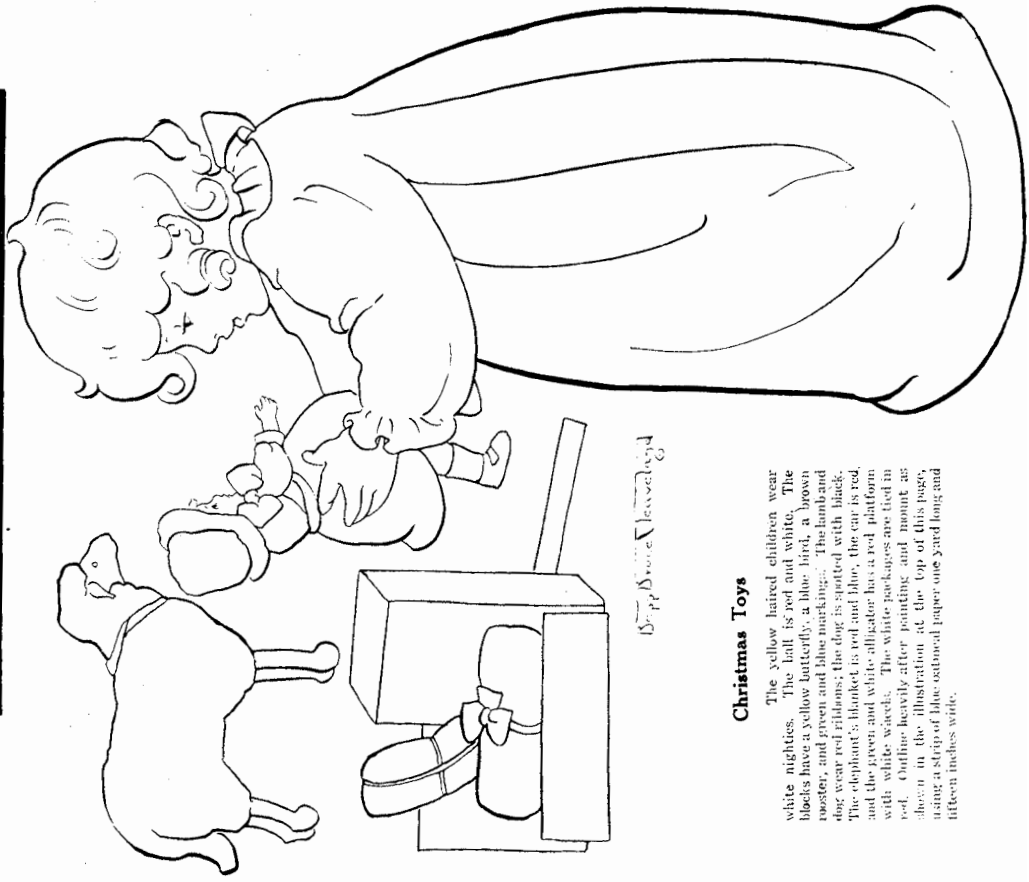

haired girl wears a light green dress with white cuffs and underskirt. The hat is white lined with green, and the shoes and socks are white. The dogs and donkey are white, the harness is red, the saddle brown, and all flowers are yellow. Outline heavily after painting. The background is blue oatmeal paper 36 by 14 1/2 inches with a strip of green paper for grass which has the upper edge torn. This strip may be about four inches wide.





BOBBY'S PUPPIES
 Bobby has yellow hair. His suit is white. The border on the collar and the ribbon on the bow tie are blue. The ribbon are blue. The puppy who is pulling the ribbon has gray spots on him. The other puppies have black ears and black spots on their heads and tails on a tan background.





Dr. P. D. W. C. V. L. e. v. e. l. y. d.

Christmas Toys

The yellow haired children wear white nighties. The ball is red and white. The blocks have a yellow butterfly, a blue bird, a brown rooster, and green and blue markings. The lamb and dog wear red ribbons; the dog is spotted with black. The elephant's blanket is red and blue, the car is red, and the green and white alligator has a red platform with white wheels. The white packages are tied in red. Outline heavily after pointing and mount as shown in the illustration at the top of this page, using a strip of blue outlined paper one yard long and fifteen inches wide.

